CHEMISTRY - HOW MUCH DO YOU REMEMBER?

Name: _____

Changes of State

Label the changes of state in the following diagram:

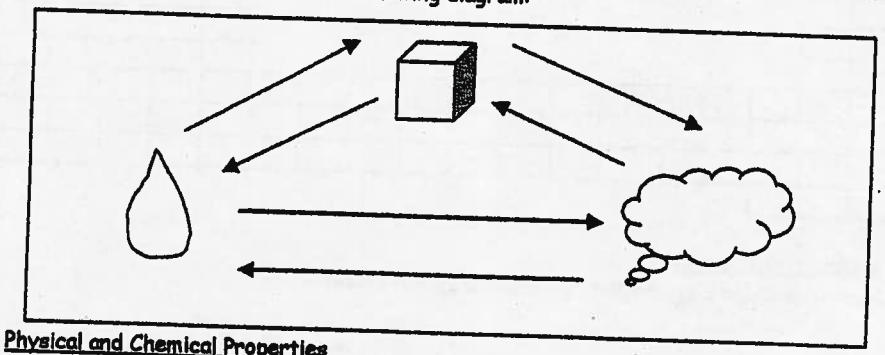

Physical and Chemical Properties

Pick something in the room and describe one physical property about it:

_____

Pick something in the room and describe one chemical property about it:

_____

Use a qualitative physical property to describe your teacher (be nice!).

_____

Use a quantitative physical property to describe your teacher (once again, be nice!)

_____

Physical and Chemical Changes

Define physical change: _____

Define chemical change: _____

List 4 way you can tell that a chemical change has occurred:

1. A new _____ appears.
2. _____ or _____ is given off.
3. _____ are formed.
4. _____ (a solid material) forms in a liquid

Identify each of the following as either a physical or chemical change:

1. shattering glass: _____
2. baking cookies in the over: _____
3. lights left on in a room: _____
4. burning leaves in the fall: _____

The Particle Theory of Matter

1. All matter is made up on tiny _____
2. All particles of one substance are the _____. Different substances are made of _____ particles.
3. The particles are always _____. The more energy the particles have, the _____ they move.
4. There are _____ forces between particles. These forces are _____ when the particles are closer together.

Classifying Matter

Give an example of a pure substance: _____

Give an example of a mixture: _____

Give an example of an element: _____

Give an example of a compound: _____

Give an example of a homogeneous mixture: _____

Give an example of a heterogeneous mixture: _____

What is an atom? _____

What is a molecule? _____

Atoms - The Inside Story

Label all subatomic parts of this oxygen model:

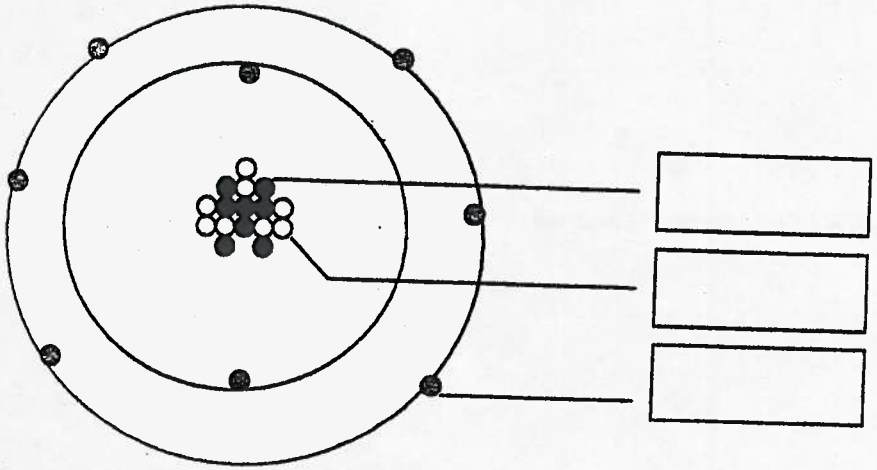

Which of these subatomic parts have a positive charge? _____

Which of these subatomic parts have a negative charge? _____

Which of these subatomic parts have a neutral (no) charge? _____

Do you remember "Standard Scientific Notation?" Label the following:



What does the top number tell you? _____

What does the bottom number tell you? _____

How do you find out the total number of neutrons an atom has?

Number of neutrons = _____ - _____

Name: _____

Bohr-Rutherford Diagrams

Draw the Borh-Rutherford Diagrams of the following atoms:

Oxygen (O): 8 protons, 8 neutrons

Aluminum(Al): 13 protons, 14 neutrons

Sodium (Na): 11 protons, 12 neutrons

Chemical Symbols and Formula

Give the chemical symbol for the following elements:

Name	Symbol	Name	Symbol	Name	Symbol
Aluminum		Phosphorus		Silicon	
Barium		Potassium		Silver	
Boron		Bromine		Sodium	
Calcium		Carbon		Sulfur	
Chlorine		Copper		Tin	
Fluorine		Gold		Zinc	
Helium		Hydrogen		Nitrogen	
Iodine		Iron		Argon	
Lead		Lithium		Beryllium	
Magnesium		Mercury		Oxygen	
Neon				Nickel	

Organizing the Elements

Label and colour the periodic table. Locate the metals, nonmetals, and the metalloids.
You don't have to put in the actual element symbols.

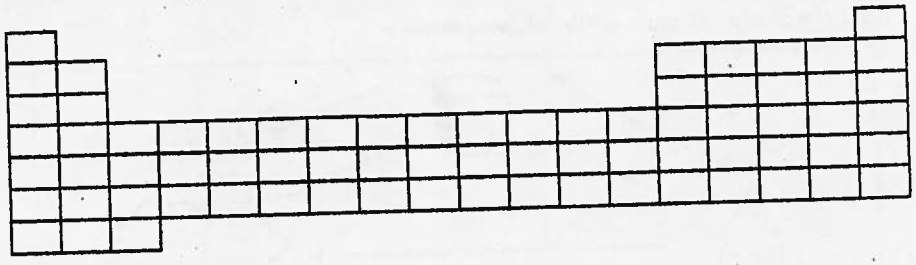

Models Word Search

Review vocabulary by completing the word search below:

P	U	R	E	S	U	B	S	T	A	N	C	E	N	Q
A	A	R	Y	U	M	I	X	T	U	R	E	L	Z	B
R	O	F	H	O	E	L	A	R	U	T	A	N	X	Q
T	U	O	G	E	T	R	Q	K	T	R	N	L	G	H
I	E	T	X	N	A	H	L	A	R	E	M	N	O	N
C	J	N	H	E	L	V	W	M	Q	C	I	M	I	O
L	A	E	J	G	L	H	Y	L	B	B	O	Y	S	I
E	L	M	V	O	U	I	E	M	E	G	E	Y	M	T
M	H	E	G	R	R	J	U	U	M	P	N	P	W	U
O	R	L	I	E	G	A	R	N	H	T	U	O	H	L
D	S	E	L	T	Y	C	E	V	E	R	A	Y	V	O
E	T	F	A	E	S	O	Z	E	L	S	T	L	O	S
L	Z	A	T	H	U	Q	T	A	R	L	O	Y	S	I
D	S	F	E	S	M	I	N	E	O	A	L	N	J	B
I	P	A	M	Y	C	O	M	P	O	U	N	D	V	Q

WORD LIST

ALLOYS
COMPOUND
ELEMENT
HEAVY METALS
HETEROGENEOUS
HOMOGENEOUS
HOMOGENEOUS
IMPURE
METAL
METALLURGY
MINERAL
MIXTURE
NATURAL
NONMETAL
NONMETAL
ORE
PARTICLE MODEL
PURE SUBSTANCE
SCRUBBING
SOLUTION
SOLUTION
SYNTHETIC